

Ernesto?

by Frank Correggio



The tropics were clear, the weather was fine and then suddenly storm clouds swirled in the danger zone. Everyone was talking about the possibility of a bad storm. Under our watchful eyes, a simple wave grew and grew. As the track shifted first one way and then another, the plans we put together all through the year came together. Phone calls and e-mails were exchanged and we arranged several meetings as we anxiously watched the path of the storm. Finally it was clear. Ernesto was coming to Florida.

As the Fire Department and city prepared many questions were asked about CERT. Both the Deputy City Manager and Chief Wood wanted to know if CERT was ready to face Ernesto. I assured anyone who asked me that were ready.

Our CERT members provided help and information. Barbara Kasser kept us up to date with storm updates and news from her Internet weather board. Dave Rosenthal made sure we had all the radios accounted for and that equipment was where it was supposed to be. Ron Diego was ready with radio information and protocols.

On Tuesday, August 29th, we held a pre-storm Team Leader/ Communications meeting at the EOC. The room was packed with 31 committed leaders who attended that meeting. I was proud of each and every one of them! That night we came together as a group and talked about our plan. We discussed radio procedures and clarified how the net works. Everyone left ready to face the storm.

Alan Yuster and his crew from Woodfield were way ahead of the game. Their community had been ready for some time with supplies, tools and team assignments. Jay Shapp stepped up and handled Zone 1, lending his expertise and knowledge to that team. Newcomers the Whites and the Upshaws were ready to perform their team leader duties. In fact, I felt like all of our team leaders were superstars! The EOC crew was ready too. Ron Diego, Dave Rosenthal, Susan and Joyce Brennan and me were prepared for a long night. The CERT Radio net was set up and ready for the first check-in.

Fortunately Ernesto turned out to be nothing more then an inconvenience. Although it was uneventful, we used this storm as a live table top exercise. We tested our communications, our teams and our commitment. I think you will agree that we learn something from each and every storm, deployment, exercise.

Lessons learned here will be applied and we will continue to strive to do better. Thanks again for your help and support. Without you, and your commitment there would be no CERT.

Stay Safe, Frank



Susan Brennan and Dave Rosenthal at the EOC

PLEASE RSVP BY 9/1/06 TO:

The Responder

Knowledge is Power

By Barbara Kasser, Team Leader, Zone 7

When a storm threatens our area, where do you turn for information? Do you watch television, listen to the radio or search through the countless Internet pages hoping for some valuable news that you can use to make your plans. It seems like there's an ocean of information available. However, it's hard to separate fact from fiction sometimes, and determine what is real and what is hype.

The following Internet sites can help you get ready for the next hurricane or tropical storm. Please let me know if you've got your own favorites that we can add to the list.

<http://www.nhc.noaa.gov>

The granddaddy of weather sites, the National Hurricane Center is number one for obtaining the latest and greatest information about storms. Check out the warnings and watches, view the "cone" graphics and read about past storms. The easy navigable NHC site is a treasure trove of information. Beware – sometimes graphics are slow to load on older or low-memory computers.

<http://www.weatherunderground.com>

A site for real weather junkies! Click the **Tropical/Hurricane** link for current warnings and watches, tons of information and a cool interactive map of the current storm. You'll also find a link to a map showing the predictions of several of the computer models.

<http://www.skeetobiteweather.com>

Want to see a detailed tracking map that zooms in on the names of towns and communities in the path of the storm? The site also draws a wind field that shows you just where the winds are expected to hit. You're guaranteed to love this site!

<http://stormcarib.com/distance.cgi>

This cool site calculates how long it will take a storm to reach to you. You'll need to know a few basic facts, such as your latitude and longitude. (Boca Raton's latitude is 26.358N and longitude is 80.083W) Necessary information about the current storm can be obtained from the Quick Hurricane Web Resource Navigator (QHWRN) link at the bottom of the page. When you're ready, click the **Show Me How Close** button and the calculation is done for you.

<http://www.storm2k.org>

Like talking about weather? Want to know what other people are thinking? The forums at Storm2K provide a great place for weather amateurs, professionals and everyone in between to come together. You can create an identity and post your thoughts or lurk and simply read what other people are saying. Either way, you'll come away feeling like a pro. Some of the folks on this board have been posting together since 1993 and get together socially every month! In between storms, visit the Off Topic, Political and Games forums.



CALLING TEAM LEADERS AND ASSISTANT TEAM LEADERS

TEAM LEADER MEETING!

DATE: WED, SEPT. 6, 2006

TIME: 7:00 PM

WHERE: FIRE STATION 5
2333 W. GLADES RD.

LEARN WHAT'S PLANNED FOR THE
REMAINDER OF 2006. SHARE YOUR
CARES AND CONCERNS.


BOCA RATON CERT

PLEASE RSVP BY 9/1/06 TO:

Frank Correggio
561-367-6764
FCorreggio@ci.boca-raton.fl.us

OR

Barbara Kasser
561-350-0126
BKasserCERT@Kasser.com

SEE YOU THERE!



CERT Continuing Education September/ October 2006



You must wear your CERT ID

September 2006

Saturday September 9, 2006

Cribbing - This class will be limited to 12 students

Time: 9 A.M.— 1PM

Location—T-Rex (4400 Broken Sound Blvd)

Captain Norm Engel will give you a more detailed hands on cribbing class. You will have a class room session , and a practice session . Later you will be split into teams and given a scenario which will require you to use your cribbing skills.

Long pants and closed toed shoes, helmet, gloves and eye protection must be worn.

Monday September 25, 2006 (TEAM LEADER TRAINING)

NIMS—National Incident Management System Training

Time: 6:00-9:30 PM

Location—Fire Administration Building (2333 West Glades Road)

This class combines the 100 and 700 classes offered through FEMA. Learn how to effectively manage an emergency disaster situation. There will be classroom training followed by a table top exercise. This course will become part of the CERT program in the near future. You will receive your NIMS Certifications from FEMA after course completion. We are asking all team leaders, co-team leaders and captains to take part in this valuable training. NIMS will be offered at a later date for all CERT members



Classes will be limited in size and will be filled on a first come basis. You may only register yourself, your spouse or significant other.

**** Please remember when you are attending any continuing education /training class you must wear your CERT ID.**

Have an Idea?

We are looking for your input on the upcoming training for CERT. Do you have any suggestions? We would like to hear from you.

October 2006

Monday October 9, 2006

NIMS—National Incident Management System Training

Time: 6:00-9:30 PM

Location—Fire Administration Building (2333 West Glades Road)

This class combines the 100 and 700 classes offered through FEMA. Learn how to effectively manage an emergency disaster situation. There will be classroom training followed by a table top exercise. This course will become part of the CERT program in the near future. You will receive your NIMS Certifications from FEMA after course completion.

Monday October 30, 2006

NIMS—National Incident Management System Training

Time: 6:00-9:30 PM

Location—Fire Administration Building (2333 West Glades Road)

This class combines the 100 and 700 classes offered through FEMA. Learn how to effectively manage an emergency disaster situation. There will be classroom training followed by a table top exercise. This course will become part of the CERT program in the near future. You will receive your NIMS Certifications from FEMA after course completion

To register for classes, please call Frank Correggio at 367-6764 or send email to : fcorreggio@ci.boca-raton.fl.us



Team Leader Corner By Barbara Kasser

Team Leaders,

Please plan to attend the meeting at Station 5 on Wednesday September 6. We will be discussing our performance in Tropical Storm Ernesto. In addition, we'll be talking about this year's Holiday Party! Two very important topics that need your attention.

Special thanks to new team leaders Jay Shapp and Ken and Christine White. Good work guys. I would like to thank each and every team leader and CERT member who worked during the recent Ernesto. As Frank mentioned, we were lucky that Ernesto turned out to be a minor inconvenience. We can take the lessons we learned from this storm and use them to our advantage if and when another storm or disaster heads our way.


Barbara Kasser



Citizen Corp..... And Boca Raton Community Hospital

CERT volunteers attended a Pandemic Flu lecture presented by Boca Raton Community Hospital on August 22, 2006. The lecture gave an overview of the history of pandemics around the world and in the United States, characteristics of the H5N1 virus in both animals and humans, and measures that are being taken for surveillance as well as containment and managing outbreaks. Basic infection control principles were presented that CERT and Citizen Corp volunteers could use to protect themselves and still help our community if such a strain emerged. The role of CERT teams and Citizen Corp volunteers during a pandemic is still to be fully defined, however the members of our Boca Raton group are well on their way to being able to offer support and keep themselves healthy year round. Boca Raton Community Hospital, the City of Boca Raton and Boca Raton Fire Rescue Services have been community partners for many years. CERT and Citizen Corp volunteers are another way that we can improve our relations and bring additional education and help to each and every member of our community. Boca Raton Community Hospital is proud to be a part of Citizen Corp.

Dr. Mary Russell EdD MSN
Boca Raton Community Hospital



CERT Cooking Corner With Chef Olivier Pardina

Hello, hello, Olivier, here! My dear CERT friends, this month my recipe is coming from the Bretagne Normandie region of France. This charming area of the country is famous for its lush, rolling countryside, which provides green, beautiful pastures and many orchards for apples. Because the region is so close to the sea, it also produces much of the seafood eaten throughout France.

Today we are going to combine seafood and apple cider together to make a delicious taste treat. Follow me into the kitchen and begin!

You will need:

3 cups of dry cider
2 Tbs coarse sea salt
2 lbs shrimps (prawns)
Freshly ground pepper (as much as you like)

For serving:

Whole-grain bread and lots of fresh butter

Preparation.

Pour the cider into a large saucepan and bring to a boil. Stir in the salt. Add the shrimp, return to boil and cook for one to two minutes. Drain the shrimp and arrange them in a shallow dish. Season with pepper and serve immediately, accompanied by bread and butter.
Serves 4.


To go with this meal, I advise a nice chilled cider to avoid mixing too many flavors.

I will be back next month with another exciting dish for you to enjoy!


If there is anything you would like to learn to prepare, please let me know. I'd love to help. Please email me at: olivierpardina@hotmail.com



Chef Olivier Pardina



**CHANNEL 16
IS THE PLACE
TO BE**



TUESDAY NIGHT



**CERT
WEEKLY
RADIO
NET**


Time: 7:00 PM

**CALLING ALL
TEAM LEADERS!
ASSISTANTS!
ZONE CAPTAINS!**

- *Participation is required!*
- *Hear important instructions and information*
- *Share information about your zone*
- *Get valuable radio practice*

We welcome your participation. Please join us on channel 16 every Tuesday evening.

SEE YOU THERE!



**If you have a radio you
need to Tune into
Channel 16 !**



The Hurricane Do And Don't List

By Clem Storch & James McDavitt, Zone 11

The following lists were compiled and sent out to all residents in Royal Oak Hills community. Their Board of Directors would like to share these with our CERT members. Please look them over and apply them to your community.

DO:

1. Be sure that you have a separate wind storm policy. Most home owner insurance policies do not include wind storm (hurricane or tornado) coverage.
2. Trim large trees with branches overhanging your home. Never trim when a warning is already in effect.
3. Have personal papers such as insurance policies, banking information, mortgage info, etc secured in a water tight container.
4. Pick up a hurricane guide from Publix, Sun Sentinel, Palm Beach Post, or the City of Boca Raton.
5. Make up a first aid kit.
6. Have hurricane supplies on hand such as batteries, portable radio or TV, tape, etc
7. Have enough food & water for 7-10 days, & 30 days for medications.
8. Make ice in gallon jugs prior to the arrival of the storm.
9. Have a Carbon Monoxide detector if you have a generator.
10. Gas up all your automobiles and replenish gas for your gas grills.
11. Do have a non-electric (old fashioned) telephone available to plug directly into your phone outlet. Often phone service stays on even though the electrical power does not.
12. Disconnect the Main electric switch and breaker for your house when operating a generator to avoid electrical shock and possible death to you or FPL workers. The main disconnect is normally located at the riser pole outside of your house.
13. Make provisions for your pets if you plan to stay in a shelter. Contact your vet for additional information.
14. Do share your hurricane plans with a neighbor.
15. Tell your neighbor if you plan to leave the area for a hurricane & provide them with a contact number.
16. Set up a second "buddy" system with a relative or friend who lives outside of the area & provide them with contact info for anyone who may be looking for you after a major storm. After the storm, contact your northern buddy and have them notify those on your list that you are OK. This can eliminate many calls coming into the EOC or Red Cross from relatives or friends looking for you.
17. Disconnect all major appliances during the storm, or if you plan to leave the area, to avoid power surges during the storm and when the power is restored.
18. Remove a few screens on your pool enclosure to allow the wind to pass through easier and to reduce some of the wind pressure. This could save your enclosure from being destroyed.
19. Shutter or board up for any hurricane as there is always a danger of tornadoes associated with all categories of hurricanes



The Hurricane Do And Don't List

By Clem Storch & James McDavitt, Zone 11

DON'T

1. Don't pack or unpack stored hurricane shutters alone. Always have 2-3 people available until the stored shutters are safely unpacked and are lying flat on the ground ready to be installed. This can avoid having the stack of shutters falling and crushing you. Deaths have occurred by shutters falling and crushing the homeowner. Use caution!
2. Don't stay alone in your home during a hurricane. Go to a neighbor, friend, or shelter if alone. If you leave be sure to tell your neighbor "buddy" where you will be going.
3. Don't run a generator inside your home, garage, porch, carport or near open windows or under or near the attic vents that run around your home. Carbon Monoxide poisoning kills!
4. Don't run a generator by your neighbor's open window.
5. Don't store gas for your generator or car inside your house, porch or garage. A filled five gallon gas can is equal to 5 sticks of dynamite. If it explodes, it can level your home! Use Caution.
6. Don't tape windows, it is a waste of your time.
7. Don't stand near unprotected windows doors during a storm. The pressure can cause them to pop and break.
8. Don't open or crack open any windows during a hurricane. Keep the pressure equalized inside your home with all windows and doors closed tightly.
9. Don't burn candles inside your house for fire safety reasons.
10. Don't work on your roof or remove downed trees from your property without a buddy.

DO AND DON'T (AFTER THE STORM)

1. Do wait for the all clear announcement from the authorities before leaving your home.
2. Do contact your "buddy" and let them know your status as soon as possible.
3. Don't go outside right after the storm without a buddy.
4. Don't touch or go near downed power lines or street light lines.
5. Don't let children play in puddles or flooded streets for safety (electrical) and health (disease) reasons.
6. Do check the manholes on your street. If you see water bubbling or coming out of them notify your district director or the city immediately. If the problem goes unchecked, then it is possible that the sewer water could start backing up into your home!
7. Don't drink city tap water until the city declares it safe. Tune into Boca Raton City Radio @ AM1650 for updates.
8. Don't leave all shutters up after a storm. Remove at least one window in each room, especially in each bedroom for safety reasons.
9. Don't mix yard waste vegetation (tree branches, bushes etc) with storm damage debris (roofing, doors, drywall, carpet, fencing, appliances etc.).
10. Do check on your contractor, before signing a contract for repair, at www.myflorida.com or call 850 487-1395 or your local city hall.
11. Don't use a contractor for any repair work unless they are licensed and insured to do any type of work. Get a "Notice of Commencement" from the city/county if you are having repairs made that are over \$2500.00.



CERT Demo At The Hurricane Expo

By Dave Neuweiler

CERT was well represented at the 2006 Hurricane Expo at the South Florida Fairgrounds on June 10 and 11. Teams from Palm Beach County participated in four search and rescue scenarios over the weekend. Brian Hanley, Palm Beach County CERT Coordinator, organized the scenarios as public demonstrations and to provide practice for participating teams.

As with all mass-casualty drills, the realism of the event is enhanced with moulaged victims. Doris Joyner of Palm Beach County Fire Rescue, a 30-year veteran of creating cuts, gashes, abrasions and amputations, along with Donna Damico and Susan Hall, also with PBCFR, moulaged and wrangled dozens of victims for four CERT search and rescue demonstrations. Victims were recruited from local Emergency Medical Technician classes and local CERTs. Beverly Hoff and Dave Neuweiler had the opportunity to help out with the moulage and to learn some new techniques along the way.

Ironically, the final drill was cut short by a fast-moving weather front moving across the region, bringing high winds and torrential rain – and knocking out power and traffic lights in nearby areas.

CERT members from the following teams participated in the demonstrations or aided the Hurricane Expo in other support roles: Caloosa, Area 5, Kings Point, Jamaica Bay, Ponte Vecchio, Avalon Estates, Palm Isles, Valencia Isles, Delray Villas, and Las Verdes, Boca West, Boca Raton, and Wellington.



Bringing Back The 4th Of July



Community Emergency Response Team

PLEASE RSVP BY 9/1/06

SEE YOU THERE!

Frank Correggio
561-367-6764

FCorreggio@ci.boca-raton.fl.us
OR

Barbara Kasser
561-350-0126

View the complete
newsletter on the web !
www.bocafire.net
Click on CERT
It's that easy !

**Smiling Faces Are Always
Welcome In CERT !**



**Next Class
October 11, 2006
We Are FULL !**



Corrections and Clarifications:

We apologize for any misspelled names or inaccuracies in this edition.

City of Boca Raton
Fire Rescue Services Department
2333 West Glades Road
Boca Raton, Florida 33431-7311



**CERT.....
PROTECTING LIFE , PROPERTY
AND YOU**

